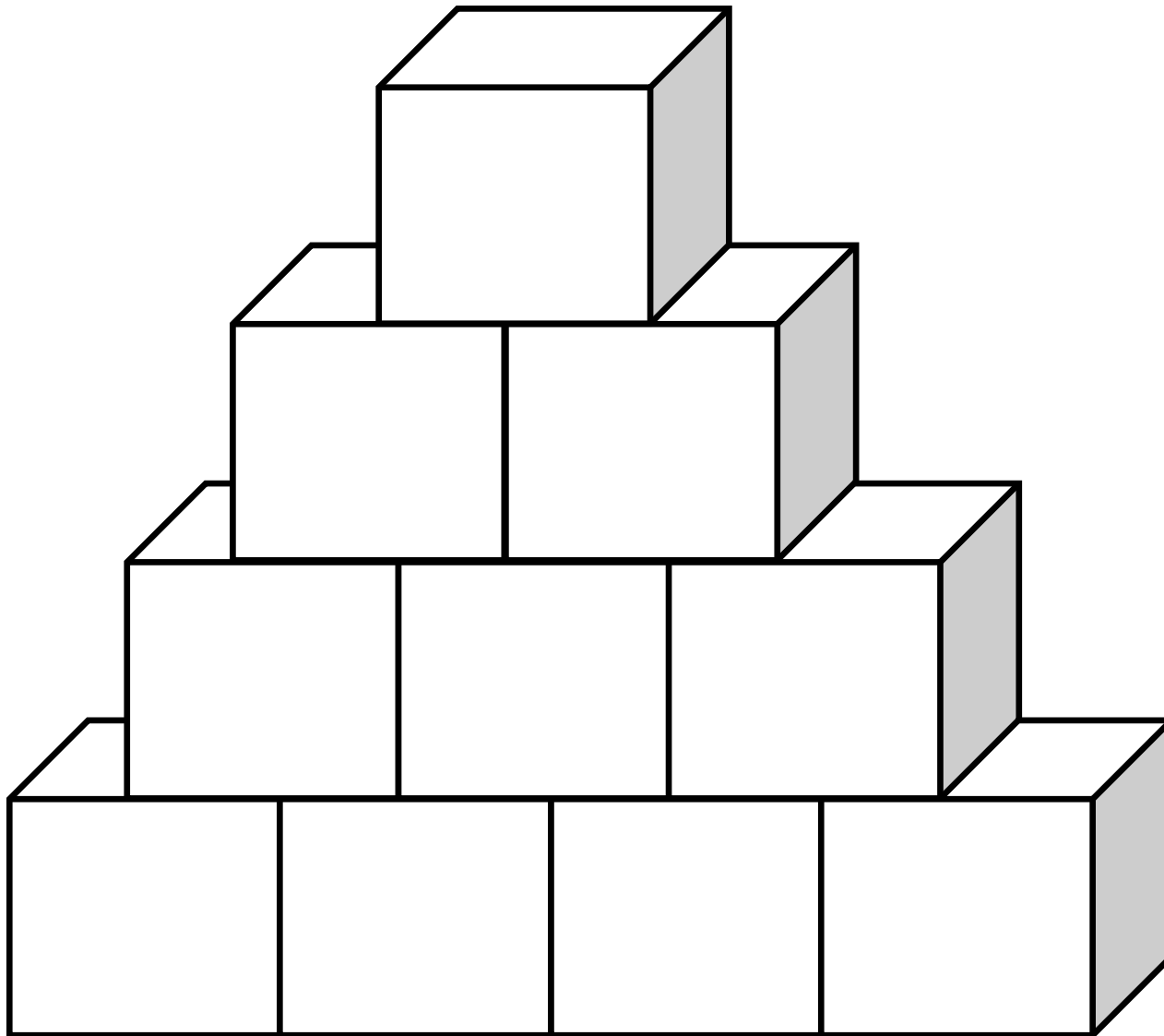
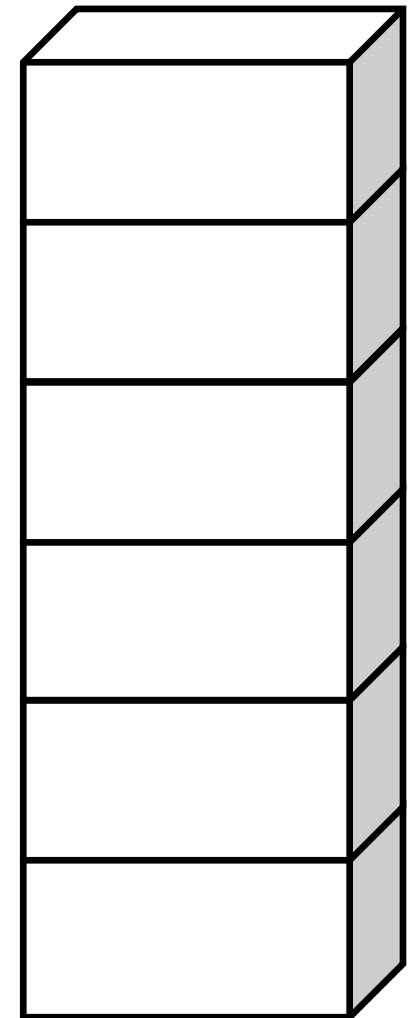


Building a Partnership-Ready Organization: Worksheet

Using the **Guiding Questions for a Partnership Ready Organization**, identify the assets that you bring to your current school-community partnership. Write each asset in or around one of the building blocks, as these represent the strong foundation you are building. When you identify a component that is under development and not yet strong, record it on or near a block in the “Factory” stack. Categories include: Purpose for Investing in Partnership, Mission/Vision/Goals, Partnership Track Record, On-Site Representation/Coordination, Individual Capacity & Skills of Lead Staff, What Our Organization Brings to the Partnership, and Our Level of Commitment to Partnership.



Foundational Assets for a Strong Partnership




At the Factory: Under

Now, think about the questions that relate to your organization's relationship with the school.

- What are our assumptions about what a school should do as a partner?
- How do we think this school partnership helps us to meet our organization's mission, vision, and/or goals?
- How can we communicate this to the school to ensure we are on the same page? (*What questions will you ask? What methods will you use to communicate?*)

What We're Thinking...



How We Will Communicate What We're Thinking to Our School Partner...

